

**MONTHLY STAFF  
SURVEY**

Please COMPLETE the monthly survey as a means for consistently improving PBIS on our campus.

[Click here to access the monthly survey](#)

**TEACHERS OF THE  
PRIDE**

TOP WINNERS for  
JANUARY are:

**Mrs. Leal  
&  
Mrs. Yoon**

**CONGRATULATIONS!**

Please see Mrs. Chase to select your wonderful prize.

TOP tickets are awarded by administration and collected in the office. Winners will be selected monthly. You can earn tickets when your entire class demonstrates expectations or when you give specific positive feedback.

## Classroom Strategy of the Month: Teacher Proximity

In a PBIS classroom, teacher movement throughout the classroom increases academic engagement and reduces challenging behaviors in students. Here are some reasons for increasing proximity during instruction:

- More distance between teacher and student will result in more behavior problems
- Can be used to communicate care and concern
- Can be a subtle re-direction technique
- Lets the student know you are aware of them

([PBIS World, 2019](#))

**Ask an educator:**

*One of the main reasons why proximity control works is because students become hyperaware of the teacher's presence and the implicit standard that presence demands of them. When the teacher is at the front of the classroom talking to all students, then no particular individual or group feels "singled out." If instead the teacher stands close to a few students, those students feel that slightly more*




*specific attention is directed towards them, and adjust their behaviors in a way that better fits the teacher's expectations.*

*Fortunately, it takes very little training to use proximity control, and it is an easy, passive way of targeting specific students for a few moments. Just apply a few of these tips to best use this proximity control technique in your classroom.*

**Ways To Use Proximity Control...**

**Stay on Your Feet:** *During periods of instruction when it is necessary to ensure students remain focused on particular elements, keep yourself mobile. This enables you to identify a student or group that needs mild redirection and quickly relocate yourself to their vicinity. This also enables you to quickly get to another area of the classroom when a different individual may require redirection. (continue reading on [website](#))*

Jordan Catapano, Classroom Management Tips for  
Using Proximity Control  
<http://www.teachhub.com/classroom-management-tips...>




## P.B.I.S. TEAM

Joe Durkin, Principal  
 Adrienne Chase, Assistant Principal  
 Amanda Gonzales, Coach  
 Lauren Altermatt, Teacher  
 Michelle Bauerly, Behavior Expert  
 Anita Reese, Parent

## LEADERS OF THE PRIDE

- Make sure to distribute Leader of the Pride tickets to students throughout the day. Don't forget to circle the expectation(s) and explain to the student why they are receiving the ticket.
- Students are responsible for writing their name on the ticket and putting it in their class jar.
- See Mrs. Chase if you need more tickets.
- Use the ROAR when you are redirecting AND reinforcing behaviors with students. Everything ties back to the ROAR.



## Professional Development Opportunities

- **PD Highlight Videos**  
**Dr. Allen Mendler on Proximity and Eye Contact**  
<https://www.youtube.com/watch?v=DmqF1AiB0d0>  
**Classroom Management Part 2: Proximity**  
<https://education.byu.edu/arts/classroom-management-part-2-proximity>
- **PD Highlight Website**  
**PBIS World**  
<https://www.pbisworld.com/>

## December: Staff and Student PBIS Data

How many Leaders of the Pride tickets did you award in NOVEMBER?

none	0
1-10	6
11-20	8
21 or more	2



Did you give specific positive feedback to your students last month?

yes	16
no	0

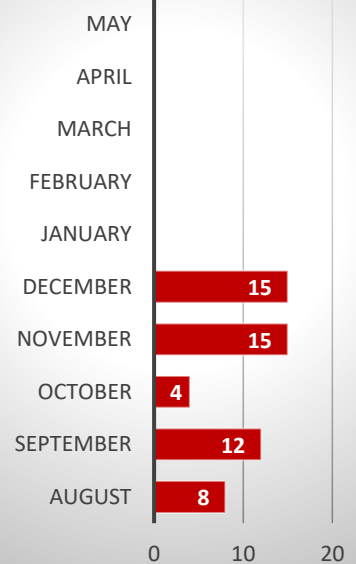


Are you utilizing music for transitions in your classroom?

Yes	10
No	6



## 2018-2019 Discipline Notice / Referral



## This Month's Q&A PBIS Tip

**Q: What resource can I use to help me determine and track appropriate Tier 1 interventions in my classroom?**

A: A fabulous resource for this is the PBIS World website. You can access this by clicking [here](#). On the home page you start by selecting a specific behavior. The next page will be a description of that behavior, and if it matches what you are seeing, you select "yes" at the bottom of the page.

The next page will be a list of interventions to try with your student(s). There are also links to a larger list of interventions, data tracking forms, and what to do if you have tried a variety of unsuccessful interventions and the student needs to move to the next tier. I recently purchased the PBIS World Book. You are welcome to come look at it to see if it is something you would also be interested in (the downloadable book is only \$5).